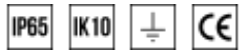


TOTEM



General data:

luminaire body: aluminum
 mounting type: ground foundation
 ingress protection IP : 65
 operating temperature range: from -40° to +40°
 lifetime L80B10: 100 000h
 impact protection IK: 10

Electrical data:

nominal voltage: 220-240V AC
 nominal frequency: 50-60Hz
 luminaire nominal power: 6W, 13W
 protection class: I
 wiring: through
 dimming: ON-OFF, DALI
 power supply: inside the luminaire

Optical data:

optical system: lens
 material: silicon
 light emission: direct
 light distribution: symmetrical

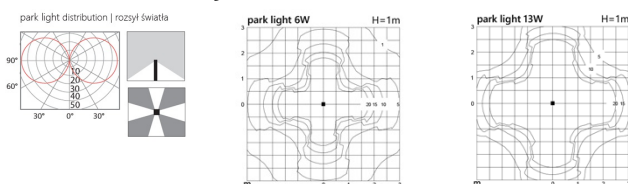
Lighting data:

light source: LED
 colour rendering index: CRI>80
 colour tolerance SDCM: SDCM<3
 tolerance of luminous flux: +/-10%



This is a range of bollards/light poles designed to maintain a uniform design. The totem is distinguished by an interesting, intriguing shape. In addition, the light coming out is directed in four directions. The direct way of lighting allow you to create unique lighting arrangements, perfectly emphasize the surroundings of the building. Luminaire made of aluminum. Ingress protection IP65, Impact protection IK10, protection class I.

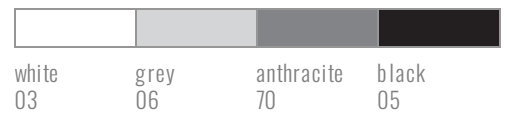
Photometric body



E- electronics

O- On- Off

D- DALI



C - colour

Catalogue code	Luminaire light flux	Power	Effectiveness	Color temperature	CRI/RA	Weight	Box dimensions
9205.03EC	1312lm	13W	101lm/W	3000K	>80	4,9kg	180x180x1020mm
9205.04 EC	1366lm	13W	101lm/W	4000K	>80	4,9kg	180x180x1020mm
9298.03EC	656lm	6W	109lm/W	3000K	≥80	4,9kg	180x180x1020mm
9298.04 EC	683lm	6W	109lm/W	4000K	≥80	4,9kg	180x180x1020mm

Accessories

ground foundation type A

code number: 90.15 + 90.15.03



ground foundation type B

code number: 90.16.03

