

Ringo Star G3/P3 | System 60mm Suspended



DE LED-Pendelleuchte. Direkt-indirekt oder rein direktstrahlend. Leuchtenkörper aus Aluminiumprofil mit 60mm Profildicke. 13 verschiedene Durchmesser von 600mm bis 8000mm. Oberfläche weiß, silber, graphit, schwarz, champagner oder kupferfarben lackiert. Weitere Oberflächenoptionen siehe Lightnet-Surface-Collection oder RAL nach Wahl. Microprismenoptik mit optimierter Blendungsbegrenzung speziell für Office-Anwendungen. Satinierter Opaldiffusor für Allgemeinbeleuchtung mit max. Transmissionsgrad und homogener Lichtpunktauflösung. Konverter in Leuchtengehäuse integriert, wahlweise einfach schaltbar oder stufenlos dimmbar (DALI, Touch-Dim, Casambi). Farbtemperatur 2200K, 2700K, 3000K, 3500K, 4000K, 6500K oder Tunable White (2700-6500K). Binning initial \leq MacAdam 3. Farbwiedergabe CRI $>$ 80, CRI $>$ 90 oder Full Spectrum. Stufenlos höhenverstellbare Zentral-, Parallel- oder Disc-Seilabhangung mit transparent ummantelter Zuleitung. Lackierung Baldachin passend Leuchtenkörper.

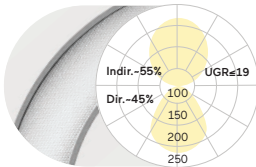
EN LED pendant luminaire. Direct-indirect or direct-only light distribution. Luminaire body made of 60mm wide aluminium profile. 13 different diameters from 600mm to 8000mm. Surface white, silver, graphite, black, champagne or copper coated. For further surface options see Lightnet-Surface-Collection or RAL of your choice. Microprismatic screen with optimized glare reduction especially for workplaces. Satin opal diffuser for general lighting with maximum transmittance and homogeneous lighting. Driver integrated into luminaire housing, optionally switchable or dimmable (DALI, Touch-Dim, Casambi). Colour temperature 2200K, 2700K, 3000K, 3500K, 4000K, 6500K or Tunable White (2700-6500K). Binning \leq MacAdam 3. Colour rendering CRI $>$ 80, CRI $>$ 90 or Full Spectrum. Height-adjustable central, parallel or disc cord suspension with transparent power supply cable. Colours ceiling rose match to luminaire body.

R P 3 O S L - 8 3 0 H - D 1 5 0 0 - U

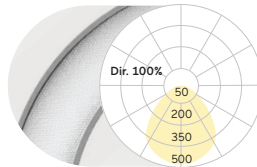
Product Family	R: Ringo Star
Type	P3: Direct-Indirect, G3: Direct only
Optical System	A: Microprismatic, O: Opal Diffuser
Surface Finish	W: Snow White, V: Ivory White, S: Radiant Silver, U: Urban Graphite, B: Jet Black, H: Anodic Champagne, K: Satin Copper
Control Gear	E: On/Off, L: DALI, H: Touch-Dim, C: Casambi, U: Separately Dimmable DALI, 6: DALI DT6 for TW, 8: DALI DT8 for TW
Colour Rendering	8: CRI>80, 9: CRI>90, F: Full Spectrum [except 2200K]
Colour Temperature	22: 2200K, 27: 2700K, 30: 3000K, 35: 3500K, 40: 4000K, 65: 6500K, TW: Tunable White 2700-6500K [D1500-D8000]
Power	M: Medium Power, H: High Power
Size	Luminaire Diameter in mm: D600, D900, D1200, D1500, D2000, D2500, D3000, D3500, D4000, D5000, D6000, D7000, D8000
Suspension	K: Parallel Suspension, U: Central Suspension [D600-D2000], D: Disc Suspension [D600-D2000]
On Request	Emergency Module [D1500-D8000], Midpin Spotlights



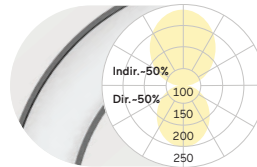
Microprismatic | Direct-Indirect



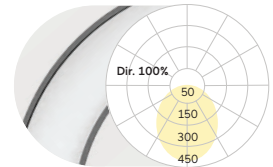
Microprismatic | Direct



Opal Diffuser | Direct-Indirect



Opal Diffuser | Direct



D mm	Lumen/Watt Medium Power
600	6710lm/62W
900	10690lm/99W
1200	13980lm/134W
1500	18860lm/175W
2000	24930lm/239W
2500	26660lm/263W
3000	32410lm/317W
3500	40810lm/397W
4000	43800lm/435W
5000	55690lm/539W
6000	64820lm/635W
7000	74240lm/718W
8000	91060lm/897W

D mm	Lumen/Watt Medium Power	Lumen/Watt High Power
600	2920lm/37W	3960lm/53W
900	4650lm/59W	6030lm/80W
1200	6080lm/81W	8360lm/121W
1500	8220lm/106W	10700lm/143W
2000	10730lm/142W	14230lm/203W
2500	13360lm/173W	17390lm/237W
3000	16450lm/211W	21400lm/287W
3500	19530lm/259W	25420lm/352W
4000	22520lm/297W	29270lm/405W
5000	27760lm/356W	36120lm/479W
6000	32900lm/423W	42810lm/574W
7000	37000lm/474W	48160lm/638W
8000	43180lm/568W	56190lm/774W

D mm	Lumen/Watt Medium Power
600	6960lm/62W
900	11090lm/99W
1200	14500lm/134W
1500	19560lm/175W
2000	25850lm/239W
2500	27800lm/263W
3000	33810lm/317W
3500	42480lm/397W
4000	45720lm/435W
5000	58050lm/539W
6000	67620lm/635W
7000	77400lm/718W
8000	94730lm/897W

D mm	Lumen/Watt Medium Power	Lumen/Watt High Power
600	3170lm/37W	4300lm/53W
900	5050lm/59W	6540lm/80W
1200	6600lm/81W	9080lm/121W
1500	8920lm/106W	11610lm/143W
2000	11650lm/142W	15450lm/203W
2500	14500lm/173W	18870lm/237W
3000	17850lm/211W	23230lm/287W
3500	21200lm/259W	27580lm/352W
4000	24440lm/297W	31760lm/405W
5000	30120lm/356W	39200lm/479W
6000	35700lm/423W	46450lm/574W
7000	40160lm/474W	52260lm/638W
8000	46850lm/568W	60970lm/774W

Lumen Values: Luminaire luminous flux at 4000K/CRI>80. Other configurations on request.

Parallel Suspension



Central Suspension



Disc Suspension



Midpin Spotlight XP
770lm/10W/Ø40mm



W Snow White



S Radiant Silver



U Urban Graphite



B Jet Black



H Anodic Champagne



K Satin Copper