

N-SERIES LOUVRE

Physical

Housing Aluminium

Profile Colour White, Black, Custom colours on request

Mounting Type

Recessed, Surface Mounted, Suspended

Electrical

Voltage

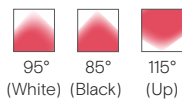
AC 220-240v 50/60Hz

Control

Non-dimmable, 0-10V, DALI, DALI DT8 (Tunable white)

Optical

Beam Angle



CCT 2700, 3000, 4000, 6500K
2700-6500K (Tunable White)

CRI 80, 90

UGR

White Louvre > 19
Black Louvre < 19

Efficiency Up to 123lm/W

SDCM 3

Certification

Warranty 5 years

Category

AS/NZS 60598.2.1
LM-80 report on request

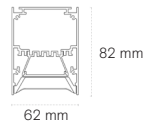
Lifetime L90 >54000 h



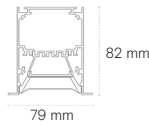
Lower outputs available upon request. Standard profile lengths are listed, consult Novii for custom lengths and connector angles. All lengths are stated with internal drivers, smaller lengths are possible with drivers housed in adjoining N-Series lengths. Tunable White versions of 841mm, 561mm and 281mm lengths need drivers housed in adjoining N-Series lengths. Tunable White L/T/X are larger due to driver length, consult Novii for lengths. Indirect DALI models are available in single or dual DALI control. All L/T/X connectors have internal drivers. 5% Tolerance on stated lumen output and wattage.

Direct

Surface Mounted, Suspended



Recessed



Length (mm)	W	Lm @4000K/@80CRI	
		White	Black
281	7W	822	490
561	14W	1645	979
841	20W	2349	1399
1121	27W	3172	1888
1401	35W	4111	2448
1681	41W	4817	2868
1961	47W	5521	3287
2241	54W	6343	3777
L (548x548)	26W	3054	1818



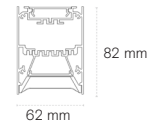
LM-80

Accessories

SKU	Accessories
T2-NECAO	Surface mounted/Suspended profile end cap (single)
T2-NECRAO	Recessed profile end cap (single)
T2-SUS	Suspension kit (4m cable, pair)
T2-NSCD	Straight connector direct (Single)
T2-NSCI	Straight connector indirect (Single)

Indirect

Suspended



Length (mm)	W	Lm
		@4000K/@80CRI
281	4W	539
561	8W	1077
841	13W	1750
1121	16W	2154
1401	19W	2558
1681	24W	3231
1961	28W	3770
2241	32W	4308
L (548x548)	16W	2154

For combined Direct/Indirect data download IES file from website

SKU	Accessories
T2-NWC	Wall clip (Pair)
T2-NCR	Ceiling rose (Single)
T2-NRS	Rod suspension (1m, pair)
T2-NSM	Surface mounted kit (Pair)
T2-NBP	Blanking plate (1m)

SKU Builder

Series	Length	Optic	Profile Type	Profile Colour	Optic Colour	CRI	CCT	Control
T2-N	281	L (Louvre)	D (Direct)	B (Black)	B (Black)	8 (80)	27 (2700K)	N (Non-dim)
	561		I (Direct/Indirect)	W (White)	W (White)	9 (90)	3 (3000K)	D10 (0-10V)
	841		DR (Recessed)	C (Custom Col)			4 (4000K)	DA (DALI)
	1121						65 (6500K)	TDA (Tridonic DALI)
	1401						TW (2700-6500K)	
	L							

Tyke