



N-SERIES LENS

Physical

Housing Aluminium

Profile Colour White, Black, Custom colours on request

Mounting Type

Recessed, Surface Mounted, Suspended

Electrical

Voltage

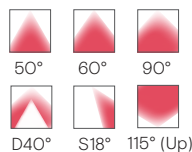
AC 220-240v 50/60Hz

Control

Non-dimmable, 0-10V, DALI

Optical

Beam Angle



CCT 2700, 3000, 4000, 6500K

CRI 80, 90

UGR > 19

Efficiency Up to 147lm/W

SDCM 3

Certification

Warranty 5 years

Category

AS/NZS 60598.2.1

LM-80 report on request

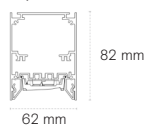
Lifetime L90 >54000 h



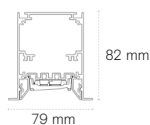
Lower outputs available upon request.
Standard profile lengths are listed, consult Novii for custom lengths and connector angles.
All lengths are stated with internal drivers, smaller lengths are possible with drivers housed in adjoining N-Series lengths.
Tunable White versions of 841mm, 561mm and 281mm lengths need drivers housed in adjoining N-Series lengths.
Tunable White L/T/X are larger due to driver length, consult Novii for lengths.
Indirect DALI models are available in single or dual DALI control.
All L/T/X connectors have internal drivers.
5% Tolerance on stated lumen output and wattage.

Direct

Surface Mounted, Suspended



Recessed



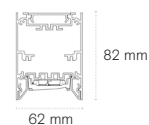
Length (mm)	W	Lm @4000K/@80CRI			
		50/90	60	D40	S18
281	7W	992	1011	1033	979
561	14W	1984	2021	2066	1958
841	20W	2834	2888	2952	2797
1121	27W	3826	3899	3985	3776
1401	35W	4767	5054	5165	4707
1681	41W	5810	5920	6051	5733
1961	47W	6661	6786	6937	6572
2241	54W	7653	7797	7970	7551



LM-80

Indirect

Suspended



Length (mm)	W	Lm
		@4000K/@80CRI
281	4W	539
561	8W	1077
841	13W	1750
1121	16W	2154
1401	19W	2558
1681	24W	3231
1961	28W	3770
2241	32W	4308

Accessories

SKU	Accessories
T2-NECAO	Surface mounted/Suspended profile end cap (single)
T2-NECRAO	Recessed profile end cap (single)
T2-SUS	Suspension kit (4m cable, pair)
T2-NSCD	Straight connector direct (Single)
T2-NSCI	Straight connector indirect (Single)

SKU	Accessories
T2-NWC	Wall clip (Pair)
T2-NCR	Ceiling rose (Single)
T2-NRS	Rod suspension (1m, pair)
T2-NSM	Surface mounted kit (Pair)
T2-NBP	Blanking plate (1m)

SKU Builder

Series	Length	Optic	Profile Type	Profile Colour	Optic Colour	CRI	CCT	Beam Angle	Control
T2-N	281	LN (Lens)	D (Direct)	B (Black)	B (Black)	8 (80)	27 (2700K)	50 (50°)	N (Non-dim)
	561		I (Direct/Indirect)	W (White)	C (Custom Col)	9 (90)	3 (3000K)	60 (60°)	DIO (0-10V)
	841		DR (Recessed)	C (Custom Col)			4 (4000K)	90 (90°)	DA (DALI)
	1121		65 (6500K)	D40 (Double Asym 40°)	TDA (Tridonic DALI)				
	1401		S18 (Asym 18°)						
	1681								
1961									
2241									

Tyke