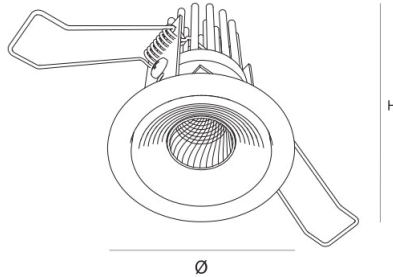
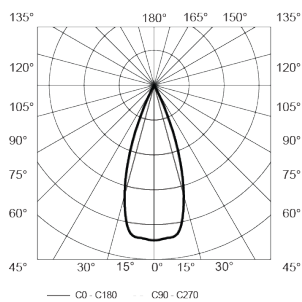


## MICRO 35dg /840



OC ECG **	Socket	Ø/H[mm]	Ø/h[mm]	Weight [kg]	Flux [lm]*	∠	Total power [W]
1511111	LED	60/95	50/100	0.20	483	35°	5.0



CCT	
4000 K	
CRI	UGR
>80	<6
LED Service life	
50000h L80B10 /SCDM3	

**GENERAL** High optical and energy efficiency recessed downlighter for accent illumination.

**OPTICS** Micro downlight reflector with complex surfaces geometry of micro facets allows precise shaping of light beam. Angles of direct light beam and light reflected from reflector are almost perfectly aligned, providing sharp cut off for full visual comfort .

**LIGHTING MANAGEMENT** The choice of appropriate control gear enables integration into lighting management systems.

**HOUSING** Housing is made of aluminium, with a visible frame. Finish: epoxy polyester powder coating. Fine structured texture. Other colors available upon request.

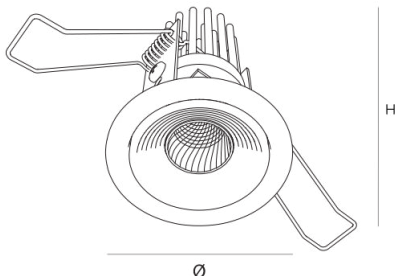

**APPLICATION** Applicable to all types of suspended ceilings that can be cut through.

**ADDITIONAL** Dynamic White and other light color temperatures available upon request.

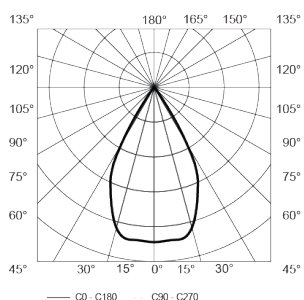


\*\* Add '-5' on ordering code for DALI control gear or  
 \*\* Add '-4' on ordering code for 1-10V control gear  
 \* Luminaire luminous flux and connected electrical load - initial tolerance of ±10 % (at ambient temperature of 25°C)

## MICRO 55dg /840



OC ECG **	Socket	Ø/H[mm]	Ø/h[mm]	Weight [kg]	Flux [lm]*	∠	Total power [W]
1511112	LED	60/87	50/90	0.20	517	55°	5.0



CCT	
4000 K	
CRI	UGR
>80	<16
LED Service life	
50000h L80B10 /SCDM3	

**GENERAL** High optical and energy efficiency recessed downlighter for accent illumination.

**OPTICS** Micro downlight reflector with complex surfaces geometry of micro facets allows precise shaping of light beam. Angles of direct light beam and light reflected from reflector are almost perfectly aligned, providing sharp cut off for full visual comfort.

**LIGHTING MANAGEMENT** The choice of appropriate control gear enables integration into lighting management systems.

**HOUSING** Housing is made of aluminium, with a visible frame. Finish: epoxy polyester powder coating. Fine structured texture. Other colors available upon request.

**APPLICATION** Applicable to all types of suspended ceilings that can be cut through.

**ADDITIONAL** Dynamic White and other light color temperatures available upon request.

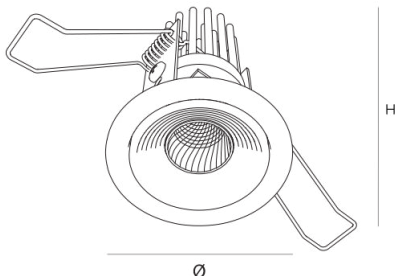


\*\* Add '-5' on ordering code for DALI control gear or

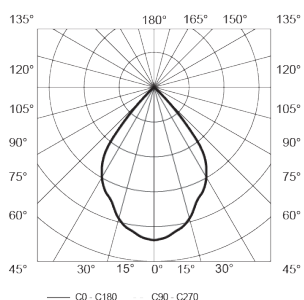
\*\* Add '-4' on ordering code for 1-10V control gear

\* Luminaire luminous flux and connected electrical load - initial tolerance of ±10 % (at ambient temperature of 25°C)

## MICRO 75dg /840



OC ECG **	Socket	Ø/H[mm]	Ø/h[mm]	Weight [kg]	Flux [lm]*	∠	Total power [W]
1511113	LED	60/82	50/85	0.20	537	75°	5.0



CCT	
4000 K	
CRI	UGR
>80	<22
LED Service life	
50000h L80B10 /SCDM3	

**GENERAL** High optical and energy efficiency recessed downlighter for accent illumination.

**OPTICS** Micro downlight reflector with complex surfaces geometry of micro facets allows precise shaping of light beam. Angles of direct light beam and light reflected from reflector are almost perfectly aligned, providing sharp cut off for full visual comfort.

**LIGHTING MANAGEMENT** The choice of appropriate control gear enables integration into lighting management systems.

**HOUSING** Housing is made of aluminium, with a visible frame. Finish: epoxy polyester powder coating. Fine structured texture. Other colors available upon request.

**APPLICATION** Applicable to all types of suspended ceilings that can be cut through.

**ADDITIONAL** Dynamic White and other light color temperatures available upon request.



\*\* Add '-5' on ordering code for DALI control gear or

\*\* Add '-4' on ordering code for 1-10V control gear

\* Luminaire luminous flux and connected electrical load - initial tolerance of ±10 % (at ambient temperature of 25°C)