

RINGS

HEADQUARTERS Wels
Office & Showroom
4600 Wels, Austria
Europastraße 45
T: +43 7242 698-0
M: office@moltoluce.com

VIENNA
Office & Showroom
1230 Vienna, Austria
Vorarlberger Allee 28
T: +43 1 6160300
M: office.wien@moltoluce.com

GRAZ
Office
8020 Graz, Austria
Kalvariengürtel 67
T: +43 316 672525-0
M: office.graz@moltoluce.com

MUNICH
Office & Showroom
80807 Munich, Germany
Walter-Gropius-Straße 23
T: +49 89 4520565-0
M: office.muenchen@moltoluce.com

COLOGNE
Office
51107 Cologne, Germany
Gut Maarhausen, Eiler Straße 3v
T: +49 221 222882-0
M: office.koeln@moltoluce.com

HAMBURG
Office
22041 Hamburg, Germany
Wandsbeker Allee 77
T: +49 40 2847850-1
M: office.hamburg@moltoluce.com

BRESCIA
Office
25135 Brescia, Italy
Viale Duca D'Aosta 28
T: +39 030 2400679
M: office.brescia@moltoluce.com


www.moltoluce.com

MOLTO LUCE®




MOLTO LUCE®

PENDELLEUCHTEN / PENDANTS




AUFBAULEUCHTEN / SURFACE LUMINAIRES




W	weiß	white	bianco	blanc
AE	aluminium eloxiert	aluminium anodized	alluminio anodizzato	aluminium anodisé
SM	silber matt	silver matt	argento opaco	argent mat
S	schwarz	black	nero	noir
SE	schwarz gebürstet eloxiert	black brushed anodized	nero spazzolato anodizzato	noir brossé anodisé
BE	bronze gebürstet eloxiert	bronze brushed anodized	bronzo spazzolato anodizzato	bronze brossé anodisé
GE	graphitgrau gebürstet eloxiert	graphite grey brushed anodized	grigio grafite spazzolato anodizzato	gris graphite brossé anodisé
KU	kupfer	copper	rame	cuivre
CM	champagner matt	champagne matt	champagne opaco	champagne mat
R	rot	red	rosso	rouge

W2	LED 2700K	LED 2700K	LED 2700K	LED 2700K
W3	LED 3000K	LED 3000K	LED 3000K	LED 3000K
W4	LED 4000K	LED 4000K	LED 4000K	LED 4000K
S	schaltbar	switchable	commutabile	commutable
D	DALI dimm	DALI dimm	DALI dimm	DALI dimm
Z	ZigBee dimm	ZigBee dimm	ZigBee dimm	ZigBee dimm
	PMMA Opal diffuser	PMMA opal diffuser	PMMA diffusore opale	PMMA diffuseur opale
	Microprismatischer Diffuser	Microprismatic diffuser	Microprismatica diffusore	Microprismatique diffuseur




AFTER 8 ROUND



PURE ELEGANCE THAT MAKES AN IMPRESSION

Die grazile Pendelleuchte After 8 aus dem Hause Molto Luce hat schon immer mit ihrer klaren Formensprache und einem extra schlanken Design beeindruckt. Als Weiterentwicklung der Serie bringt Molto Luce mit After 8 Round nun eine ebenso gelungene Leuchte auf den Markt. Da die Abhängseile als Stromführung dienen, gibt es kein störendes Kabel und die Leuchte wirkt dadurch noch eleganter. Mit einer Leuchtkörperbreite von nur 5mm integriert sich die moderne Pendelleuchte perfekt in jedes Ambiente, erhellt mit direkte/indirekten Licht im Verhältnis 60:40 harmonisch den Raum und setzt auf minimalistische Weise edle Akzente. After 8 Round eignet sich besonders für den Einsatz in modernen Wohnräumen, aber auch für die Anwendung in Objekten: über Empfangspulten und Warentischen. Erhältlich ist die Leuchte in den Farben Schwarz, Graphit Grey und Bronze gebürstet eloxiert.

After 8, the graceful suspended luminaire by Molto Luce, has always made a lasting impression, with its clear and an extra-sleek design. As a continuation to the series, Molto Luce is now bringing an equally successful light onto the market with After 8 Round. As the hanging cord acts as a power lead, there is no cable in the way, giving the light an even more elegant effect. With a luminaire body width of only 5mm, the state-of-the-art suspended luminaire can be perfectly integrated into any atmosphere, harmoniously brightens up the room with direct/indirect light in a 40:60 ratio, and creates noble accents in a minimalist way. After 8 Round is especially suited for use in contemporary living spaces, but can also be used with furniture objects: above reception desks and display tables. Available in the anodised colours black, graphite grey and bronze.



Extra schlanke LED Hängeleuchte mit nur 5mm Breite Oberfläche eloxiert in schwarz, bronce oder graphitgrau Aus gefrästem Aluminium mit Subminiatur-LEDs Satinierte Abdeckung für homogenes Lichtbild Abstrahlung mit Direkt- und Indirektanteil 60/40%

Extra slim LED pendant luminaire, 5mm width only Anodised, black, bronce or graphit grey Milled aluminium with miniature LEDs Gloss cover for homogeneous lighting Up and downlight emission 60-40%

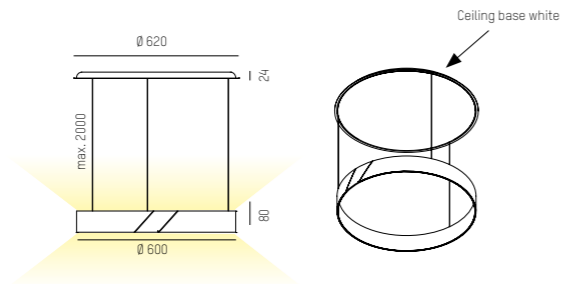
Sottilissima sospensione a LED, 5mm di spessore Superficie anodizzata in nero, bronce o grigio grafite Alluminio fresato con LED Diffusore satinato per un'illuminazione omogenea Emissione diretta ed indiretta 60-40%

Très mince suspension à LED, 5mm d'épaisseur Superficie anodisée en noir, bronce ou gris graphite Aluminium fraisé avec LED Diffuseur satiné pour une homogène illumination Émission directe et indirecte 60-40%

AFTER 8 ROUND PDI

220-240V AC · CRI >90 · Binning SDCM 3

SYS 54W	lm W2	lm W3	lm W4
678-00154102 WXXY	2090	2370	2370



A++ - A

IP20

ARTIKELNUMMER ERGÄNZEN / COMPLETE CODE

W = LICHTFARBE/LIGHT COLOUR


XX = FARBE/COLOUR

Y = DIMMBAR/DIMMABLE

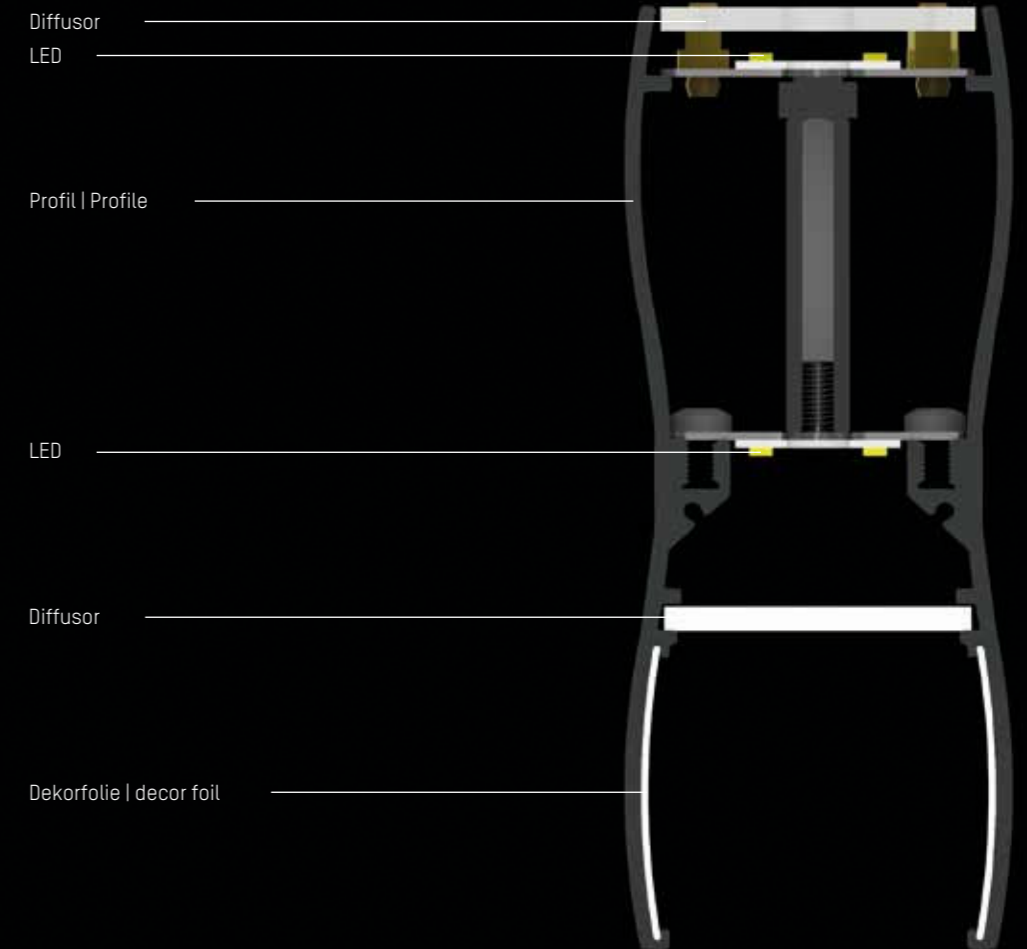
W2	LED 2700K = 3
W3	LED 3000K = 9
W4	LED 4000K = 4

SE	black brushed anodized = 41
BE	bronce brushed anodized = 62
GE	graphit grey brushed anodized = 70

A	Analog dimm 1-10V = a
D	DALI dimm = d
Z	ZigBee dimm = z



CHARM



INTO THE NEXT ROUND WITH A GREAT DEAL OF CHARM

Ob linear, rund oder im System – Charm schafft Raum für Ihre Kreativität. Die geschwungene Form der Profillseitenfläche, in Verbindung mit dem zurückversetzten opalen Diffusor und den unterschiedlichen Dekorfolien, sorgt für Individualität und auffällige Eleganz. Die Aneinanderreihung einzelner Elemente wird durch den neuen, patentwürdigen Verbinder zu einer Leichtigkeit und lässt zahlreiche Gestaltungsmöglichkeiten zu. Charm ist in den Versionen direkt oder direkt/indirekt strahlend erhältlich und sorgt im Projekt für faszinierende Stimmung.

Linear, round or in a system - Charm creates space for creativity. The curved shape of the profile in combination with the recessed opal diffuser and the different decorative foils ensures individuality and eye-catching elegance. The simplicity of the ensemble of individual elements is made by the new patentable connector to a lightness and allows numerous design options. Charm is available in the versions direct beam or direct/indirect beam and ensures in your project for a fascinating atmosphere that can be seen.

Design: Serge & Robert Cornelissen

Scale 1:1



CHARM weiß + Dekorfolie schwarz
CHARM white + decor foil black

Smooth Design Ringleuchte aus Aluminium
in weiß matt bzw. schwarz matt pulverbeschichtet
direkt oder direkt indirekt strahlend
Konverter im Leuchtenprofil integriert
Dekor Einschubfolien zur individuellen Gestaltung

Ring luminaire with smooth design in aluminium
White matt or black matt powder-coated
direct and indirect beam
Built-in converter in profile
Decoration slide-film for individual design

Lampada a forma di anello in alluminio
Verniciata a polvere in bianco opaco o nero opaco
Luce diretta ed indiretta
Converter incluso nel profilo
Pellicola decorativa per customizzazione

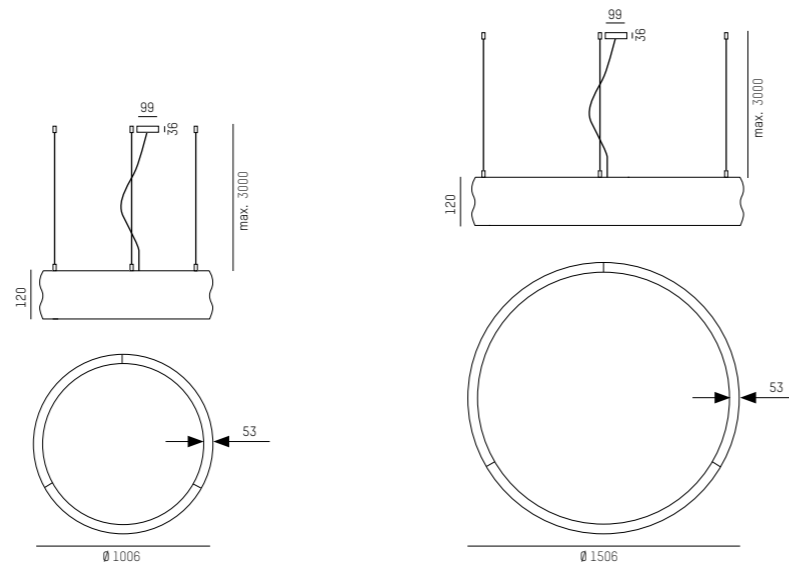
Suspension en forme d'anneau, en aluminium
Finition laquée blanc mat ou noir mat
Émission directe et indirecte
Convertisseur intégré dans le profil
Film décoratif pour personnalisation



IP 20



reddot award 2018
winner



CHARM 1000 PD

220-240V AC · CRI >90 · Binning SDCM 3

SYS 91W · Ø: 1006mm

	lm	W2	lm	W3	lm	W4
671-20101102W05Y	5320	5780	6010			
671-20101102W06Y	3690	4010	4170			



CHARM 1500 PD

220-240V AC · CRI >90 · Binning SDCM 3

SYS 137W · Ø: 1506mm

	lm	W2	lm	W3	lm	W4
671-20201102W05Y	7970	8660	9000			
671-20201102W06Y	5530	6010	6250			



CHARM 1000 PDI

220-240V AC · CRI >90 · Binning SDCM 3

SYS 151W · Ø: 1006mm

	lm	W2	lm	W3	lm	W4
671-20102102W05Y	11180	12150	12640			
671-20102102W06Y	9550	10390	10800			



CHARM 1500 PDI

220-240V AC · CRI >90 · Binning SDCM 3

SYS 235W · Ø: 1506mm

	lm	W2	lm	W3	lm	W4
671-20202102W05Y	17480	19000	19760			
671-20202102W06Y	15040	16350	17000			



ARTIKELNUMMER ERGÄNZEN / COMPLETE CODE

W = LICHTFARBE/LIGHT COLOUR

Y = DIMMBAR/DIMMABLE

W2	LED 2700K = 3
W3	LED 3000K = 9
W4	LED 4000K = 4

S	switchable = 0
D	DALI dimm = d

CHARM 1000 DEKORFOLIEN / DECOR FOIL


3 Sets je Ring ordern / Order 3 pieces every ring
zum Einschieben in das Profil / to insert into the profile
separat ordern / order separately

671-430000000050	W	LUMEN - 0%
671-430000000060	S	LUMEN - 40%
671-430000000130	R	LUMEN - 27%
671-430000000430	KU	LUMEN - 25%

CHARM 1500 DEKORFOLIEN / DECOR FOIL

3 Sets je Ring ordern / Order 3 pieces every ring
zum Einschieben in das Profil / to insert into the profile
separat ordern / order separately


671-431000000050	W	LUMEN - 0%
671-431000000060	S	LUMEN - 40%
671-431000000130	R	LUMEN - 27%
671-431000000430	KU	LUMEN - 25%



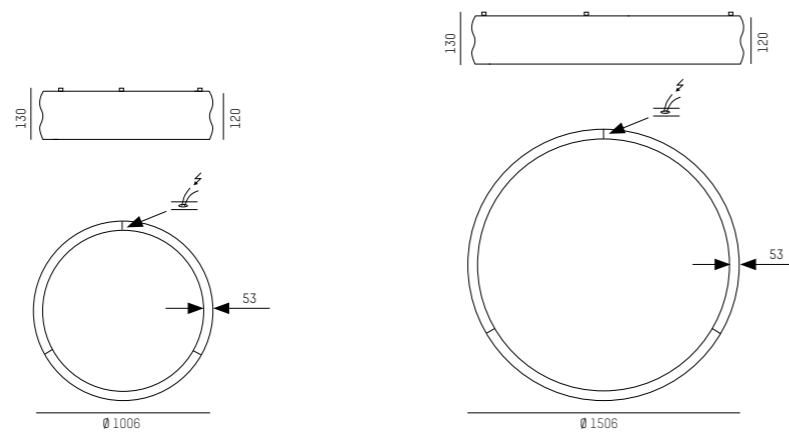
CHARM SYSTEM PD/PDI: Look at MOLTO LUCE 2019/20 main Catalogue

CHARM PD/PDI

Desig: Serge & Robert Cornelissen



CHARM schwarz + Dekorfolie weiß
CHARM black + decor foil white



Smooth Design Ringleuchte aus Aluminium
in weiß matt bzw. schwarz matt pulverbeschichtet
direkt strahlend
Konverter im Leuchtenprofil integriert
Dekor-Einschubfolien zur individuellen Gestaltung

Ring luminaire with smooth design in aluminium
White matt or black matt powder-coated
direct beam
Built-in converter in profile
Decoration slide-film for individual design

Lampada a forma di anello in alluminio
Verniciata a polvere in bianco opaco o nero opaco
Luce diretta
Convertitore incluso nel profilo
Pellicola decorativa per customizzazione

Suspension en forme d'anneau, en aluminium
Finition laquée blanc mat ou noir mat
Émission directe
Convertisseur intégré dans le profil
Film décoratif pour personnalisation

A++ - A

IP 20  

CHARM 1000 SD

220-240V AC · CRI >90 · Binning SDCM 3

SYS 91W · Ø: 1006mm

	lm	w2	lm	w3	lm	w4
671-10101102W05Y	5320	5780	6010			
671-10101102W06Y	3690	4010	4170			

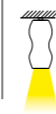


CHARM 1500 SD

220-240V AC · CRI >90 · Binning SDCM 3

SYS 137W · Ø: 1506mm


	lm	w2	lm	w3	lm	w4
671-10201102W05Y	7970	8660	9000			
671-10201102W06Y	5530	6010	6250			





ARTIKELNUMMER ERGÄNZEN / COMPLETE CODE


W = LICHTFARBE/LIGHT COLOUR


Y = DIMMBAR/DIMMABLE

 LED 2700K = 3

 LED 3000K = 9





 LED 4000K = 4

 switchable = 0

 DALI dimm = d





CHARM 1000 DEKORFOLIEN / DECOR FOIL


3 Sets je Ring ordern / Order 3 pieces every ring
zum Einschleiben in das Profil / to insert into the profile
separat ordern / order separately

671-430000000050	 W	LUMEN - 0%
671-430000000060	 S	LUMEN - 40%
671-430000000130	 R	LUMEN - 27%
671-430000000430	 KU	LUMEN - 25%


CHARM 1500 DEKORFOLIEN / DECOR FOIL

3 Sets je Ring ordern / Order 3 pieces every ring
zum Einschleiben in das Profil / to insert into the profile
separat ordern / order separately

671-431000000050	 W	LUMEN - 0%
671-431000000060	 S	LUMEN - 40%
671-431000000130	 R	LUMEN - 27%
671-431000000430	 KU	LUMEN - 25%





 = opal cover











 = microprismatic cover









RINQ PDI

220-240V AC · CRI >80 · Binning SDCM 3
direct / indirect beam









SYS 148W

- 445-92120131XY  ∅ 1200 · H 100 / 13675lm
- 445-92120191XY  ∅ 1200 · H 100 / 14297lm 
- 445-92120141XY  ∅ 1200 · H 100 / 15540lm
- 445-92120132XY  ∅ 1200 · H 100 / 13197lm
- 445-92120192XY  ∅ 1200 · H 100 / 13796lm 
- 445-92120142XY  ∅ 1200 · H 100 / 14996lm









SYS 196W

- 445-92150131XY  ∅ 1500 · H 100 / 18234lm
- 445-92150191XY  ∅ 1500 · H 100 / 19062lm 
- 445-92150141XY  ∅ 1500 · H 100 / 20720lm
- 445-92150132XY  ∅ 1500 · H 100 / 17595lm
- 445-92150192XY  ∅ 1500 · H 100 / 18395lm 
- 445-92150142XY  ∅ 1500 · H 100 / 19995lm

SYS 390W

- 445-92300131XY  ∅ 3000 · H 100 / 36432lm
- 445-92300191XY  ∅ 3000 · H 100 / 38088lm 
- 445-92300141XY  ∅ 3000 · H 100 / 41400lm
- 445-92300132XY  ∅ 3000 · H 100 / 35157lm
- 445-92300192XY  ∅ 3000 · H 100 / 36755lm 
- 445-92300142XY  ∅ 3000 · H 100 / 39951lm

SYS 781W

- 445-92600131XY  ∅ 6000 · H 100 / 72908lm
- 445-92600191XY  ∅ 6000 · H 100 / 76222lm 
- 445-92600141XY  ∅ 6000 · H 100 / 82850lm
- 445-92600132XY  ∅ 6000 · H 100 / 70356lm
- 445-92600192XY  ∅ 6000 · H 100 / 73554lm 
- 445-92600142XY  ∅ 6000 · H 100 / 79950lm

RINQ PD

220-240V AC · CRI >80 · Binning SDCM 3
direct beam





SYS 86W

- 445-90120131XY  ∅ 1200 · H 80 / 7128lm
- 445-90120191XY  ∅ 1200 · H 80 / 7452lm 
- 445-90120141XY  ∅ 1200 · H 80 / 8100lm
- 445-90120132XY  ∅ 1200 · H 80 / 6551lm
- 445-90120192XY  ∅ 1200 · H 80 / 6848lm 
- 445-90120142XY  ∅ 1200 · H 80 / 7444lm









SYS 114W

- 445-90150131XY  ∅ 1500 · H 80 / 9504lm
- 445-90150191XY  ∅ 1500 · H 80 / 9936lm 
- 445-90150141XY  ∅ 1500 · H 80 / 10800lm
- 445-90150132XY  ∅ 1500 · H 80 / 8734lm
- 445-90150192XY  ∅ 1500 · H 80 / 9131lm 
- 445-90150142XY  ∅ 1500 · H 80 / 9925lm

SYS 226W

- 445-90300131XY  ∅ 3000 · H 80 / 18920lm
- 445-90300191XY  ∅ 3000 · H 80 / 19780lm 
- 445-90300141XY  ∅ 3000 · H 80 / 21500lm
- 445-90300132XY  ∅ 3000 · H 80 / 17387lm
- 445-90300192XY  ∅ 3000 · H 80 / 18178lm 
- 445-90300142XY  ∅ 3000 · H 80 / 19759lm

SYS 453W


- 445-90600131XY  ∅ 6000 · H 80 / 37928lm
- 445-90600191XY  ∅ 6000 · H 80 / 39652lm 
- 445-90600141XY  ∅ 6000 · H 80 / 43100lm
- 445-90600132XY  ∅ 6000 · H 80 / 34856lm
- 445-90600192XY  ∅ 6000 · H 80 / 36440lm 
- 445-90600142XY  ∅ 6000 · H 80 / 39609lm




Ringleuchte aus Aluminium
In weiß, schwarz oder silber pulverbeschichtet oder in champagner lackiert
Abdeckung als Opal-Diffusor oder mit Mikroprismenoptik
Nicht angeführte Durchmesser auf Anfrage erhältlich

Ring luminaire in aluminium
Black, white or silver powder-coated or champagne painted
Opal or microprismatic diffuser
Not listed diameters available on request

Lampada in alluminio a forma di anello
Verniciata a polvere in nero, bianco, grigio o champagne laccato
Diffusore opale o microprismatico
Diametri non elencati disponibili su richiesta



Luminaire en forme d'anneau en aluminium
Vernissage à poudres gris, blanc ou noir ou champagne laqué
Diffuseur opal ou à microprismes
Diamètres non listés disponibles sur demande

 = UGR < 19

 = LED 2700K
 = LED 3000K
 = LED 4000K

CRI >90 Versionen auf Anfrage
CRI >90 versions on request





 - 



IP 20  


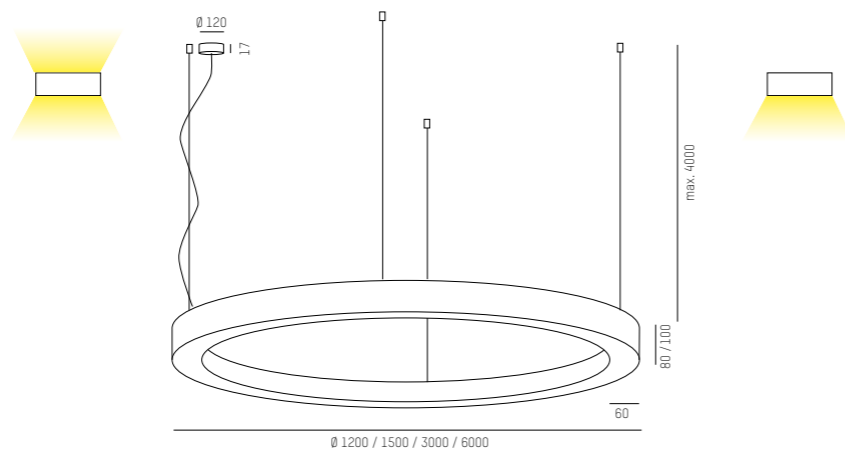
ARTIKELNUMMER ERGÄNZEN / COMPLETE CODE

X = FARBE/COLOUR


Y = DIMMBAR/DIMMABLE

 champagne matt = 3
 white = 5
 black = 6
 silver matt = 8


 switchable = 0
 DALI dimm = d





 = opal cover



 = microprismatic cover

RINQ SD

220-240V AC · CRI >80 · Binning SDCM 3
direct beam

SYS 86W


445-91120131XY  Ø 1200 / 7128lm
445-91120191XY  Ø 1200 / 7452lm
445-91120141XY  Ø 1200 / 8100lm



445-91120132XY  Ø 1200 / 6551lm
445-91120192XY  Ø 1200 / 6848lm
445-91120142XY  Ø 1200 / 7444lm



SYS 114W


445-91150131XY  Ø 1500 / 9504lm
445-91150191XY  Ø 1500 / 9936lm
445-91150141XY  Ø 1500 / 10800lm





445-91150132XY  Ø 1500 / 8734lm
445-91150192XY  Ø 1500 / 9131lm
445-91150142XY  Ø 1500 / 9925lm



SYS 226W

445-91300131XY  Ø 3000 / 18920lm
445-91300191XY  Ø 3000 / 19780lm
445-91300141XY  Ø 3000 / 21500lm



445-91300132XY  Ø 3000 / 17387lm
445-91300192XY  Ø 3000 / 18178lm
445-91300142XY  Ø 3000 / 19759lm



SYS 453W

445-91600131XY  Ø 6000 / 37928lm
445-91600191XY  Ø 6000 / 39652lm
445-91600141XY  Ø 6000 / 43100lm



445-91600132XY  Ø 6000 / 34856lm
445-91600192XY  Ø 6000 / 36440lm
445-91600142XY  Ø 6000 / 39609lm




Ringleuchte aus Aluminium
In weiß, schwarz oder silber pulverbeschichtet oder in champagner lackiert
Abdeckung als Opal-Diffusor oder mit Mikroprismenoptik
Nicht angeführte Durchmesser auf Anfrage erhältlich

Ring luminaire in aluminium
Black, white or silver powder-coated or champagne painted
Opal or microprismatic diffuser
Not listed diameters available on request

Lampada in alluminio a forma di anello
Verniciata a polvere in nero, bianco, grigio o champagne laccato
Diffusore opale o microprismatico
Diametri non elencati disponibili su richiesta



Luminaire en forme d'anneau en aluminium
Vernissage à poudres gris, blanc ou noir ou champagne laqué
Diffuseur opal ou à microprismes
Diamètres non listés disponibles sur demande

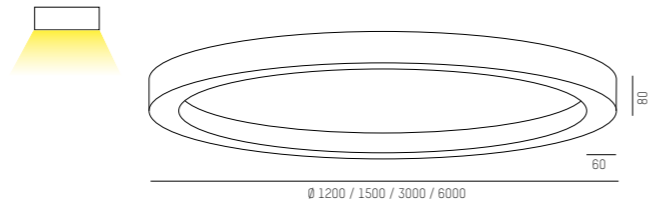
 = UGR < 19

 = LED 2700K
 = LED 3000K
 = LED 4000K

CRI >90 Versionen auf Anfrage
CRI >90 versions on request

 - 





IP 20  






ARTIKELNUMMER ERGÄNZEN / COMPLETE CODE

X = FARBE/COLOUR

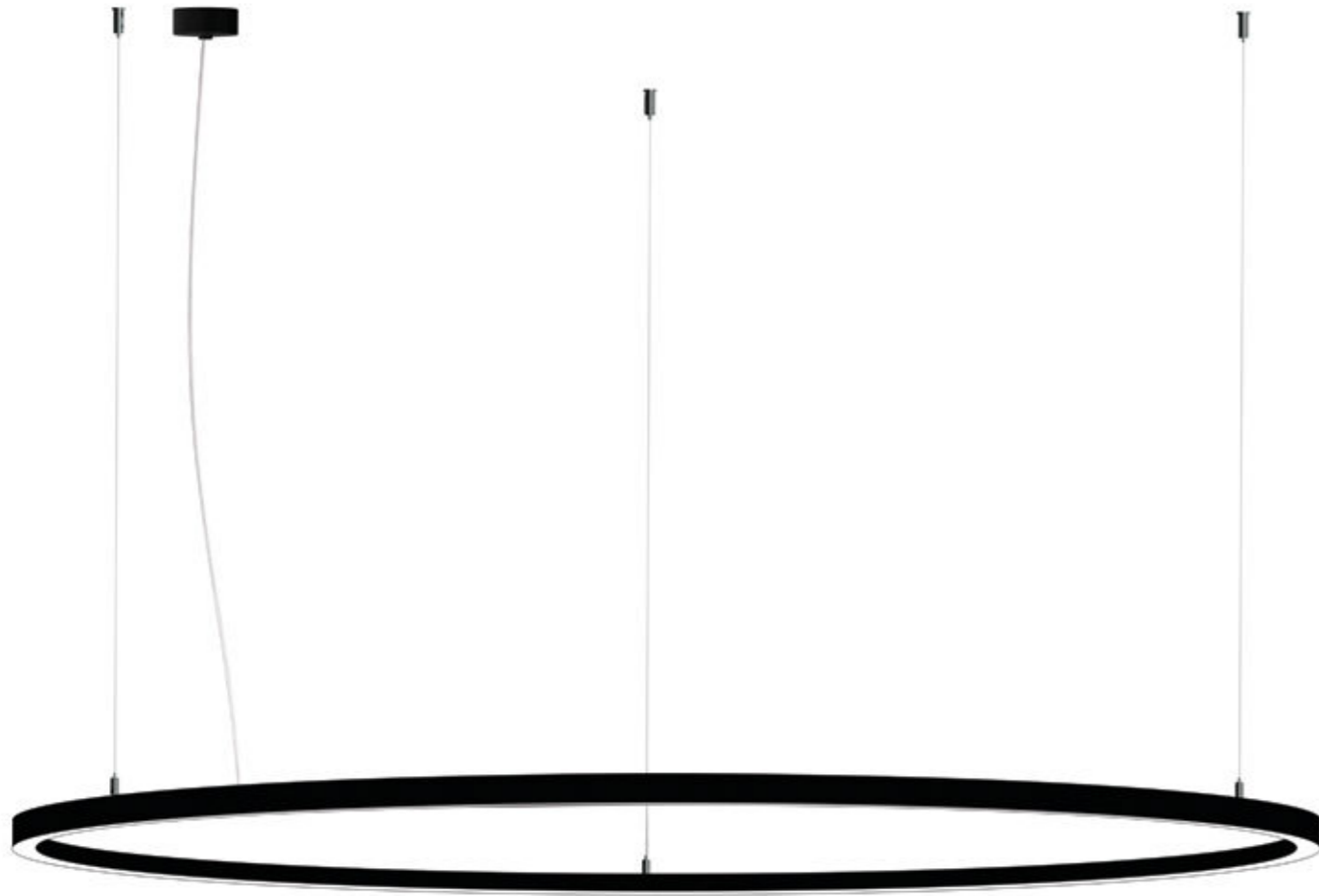
Y = DIMMBAR/DIMMABLE

 champagne matt = 3
 white = 5
 black = 6
 silver matt = 8

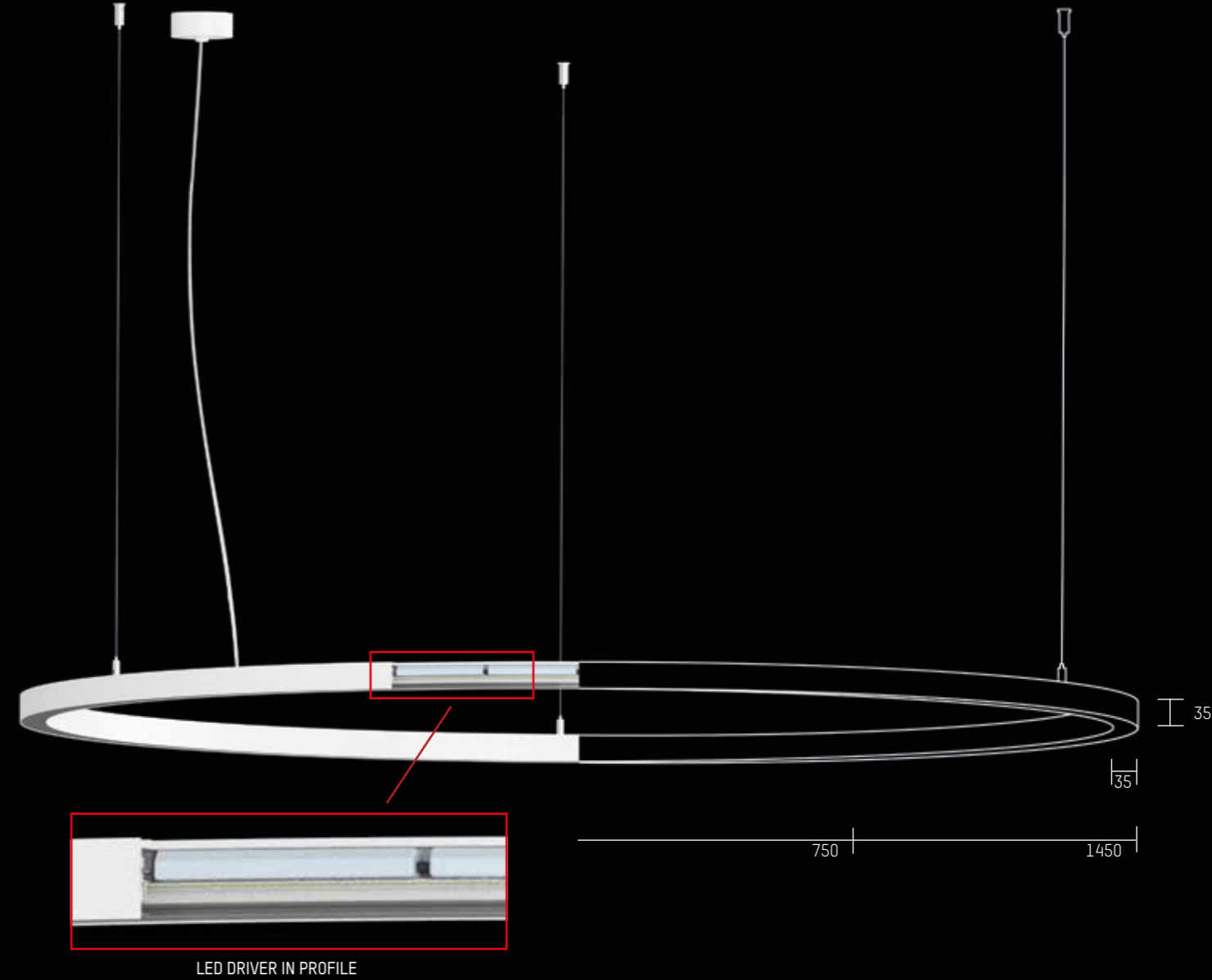
 switchable = 0
 DALI dimm = d



RIDE RING



RIDE RING PENDANT



PERFECTLY ROUNDED



Ride Ring – die perfekte Ergänzung zur Produktfamilie Ride. Mit einem Querschnitt von nur 35x35mm, ist die Leuchte eines der schlanksten LED-Lichtsysteme, die derzeit angeboten werden. Der Ring ist in den zwei Durchmessern 750 mm und 1450 mm als Pendel- sowie Aufbauleuchte erhältlich. Der im Profil verbaute Konverter ermöglicht einen minimalistischen Baldachin, der die Leuchte bis ins letzte Detail perfektioniert. Es kann zwischen den Farben Schwarz, Weiß und Aluminium eloxiert gewählt werden. Um Ride Ring ebenso als Systemleuchte anwenden zu können, ist ein jeweils in den zwei Durchmessern erhältliches 90° und 180° Kreissegment verfügbar, welche sich variabel mit oder ohne den dazu passenden linearen Profilen zu vielseitigen Formen verbinden lassen. Planer und Architekten können mit diesem System ihrer Kreativität freien Lauf lassen. Mit Ride Ring als Einzelleuchte oder im System, können unterschiedliche Erfordernisse von Projekten bestens abgedeckt werden.

Ride Ring – the perfect addition to the Ride product family by Molto Luce. With a profile of only 35x35 mm, this luminaire is one of the slimmest LED lighting systems currently on the market. The ring is available as a pendant or surface luminaire in two diameters, 750 mm and 1450 mm. The converter built into the body creates a minimalist ceiling base, which perfects the lighting effect down to the tiniest detail. There is a choice of black, white and aluminium anodized colours. To use Ride Ring as system luminaire as well, a 90° and 180° circular segment is available in the two diameters, which can be variably connected variably, with or without the relevant linear profiles to create a variety of shapes. Planners and architects can give their creativity free rein with this system. With Ride Ring as an individual luminaire or in a system, different project requirements can be optimally covered.

Design: INHOUSE

RIDE RING SURFACE





LED Ringleuchte aus stranggepresstem Aluminium
 Oberfläche eloxiert, weiß oder schwarz pulverbeschichtet
 LED Konverter im Leuchtenprofil integriert
 Für Decken- und Wandmontage geeignet
 Inkl. flache PMMA-Abdeckung

LED ring luminaire, extruded aluminium
 Anodised surface, white or black powder-coated
 Built-in LED converter in profile
 suitable for wall and ceiling installation
 Incl. flat PMMA diffuser

Lampada in alluminio estruso a forma di anello
 Superficie anodizzata o verniciata a polvere in bianco o nero
 Converter LED integrato nel profilo
 Adatta per il montaggio a parete o a soffitto
 Incl. copertura piatta in PMMA

Lampe en forme d'anneau en aluminium extrudé
 Finition anodisée ou laquée blanc ou noir
 Convertisseur intégré dans le profil
 Incl. couvercle plat en PMMA

W2 = LED 2700K
 W3 = LED 3000K
 W4 = LED 4000K

A+ - A

IP 20 CE

RIDE RING SD

220-240V AC/DC · CRI >90 · Binning SDCM 3 · DALI dimm.

SYS 38W / Ø 750mm	lm W2	lm W3	lm W4
675-10101102WXXd	3300	3590	3730

SYS 76W / Ø 1450mm	lm W2	lm W3	lm W4
675-10201102WXXd	6610	7180	7470


ARTIKELNUMMER ERGÄNZEN / COMPLETE CODE

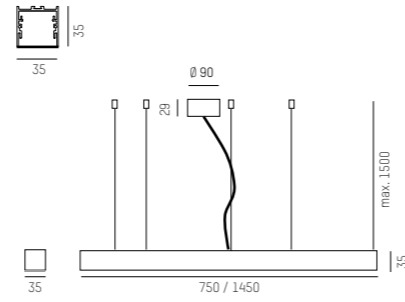
W = LICHTFARBE/LIGHT COLOUR

XX = FARBE/COLOUR

W2 LED 2700K = 3
 W3 LED 3000K = 9
 W4 LED 4000K = 4

W white = 05
 S black = 06
 AE aluminium anodized = 08





LED Ringleuchte aus stranggepresstem Aluminium
Oberfläche eloxiert, weiß oder schwarz pulverbeschichtet
LED Konverter im Leuchtenprofil integriert
Inkl. flache PMMA-Abdeckung

LED ring luminaire, extruded aluminium
Anodised surface, white or black powder-coated
Built-in LED converter in profile
Incl. flat PMMA diffuser

Lampada in alluminio estruso a forma di anello
Superficie anodizzata o verniciata a polvere in bianco o nero
Converter LED integrato nel profilo
Incl. copertura piatta in PMMA

Lampe en forme d'anneau en aluminium extrudé
Finition anodisée ou laquée blanc ou noir
Convertiseur intégré dans le profil
Incl. couvercle plat en PMMA

W2 = LED 2700K
W3 = LED 3000K
W4 = LED 4000K

A+ - A

IP20

RIDE RING PD

220-240V AC/DC · CRI >90 · Binning SDCM 3 · DALI dimm.

SYS 38W / Ø 750mm	lm W2	lm W3	lm W4
675-20101102WXXd	3300	3590	3730

SYS 76W / Ø 1450mm	lm W2	lm W3	lm W4
675-20201102WXXd	6610	7180	7470

ARTIKELNUMMER ERGÄNZEN / COMPLETE CODE

W = LICHTFARBE/LIGHT COLOUR

XX = FARBE/COLOUR

W2 LED 2700K = 3
W3 LED 3000K = 9
W4 LED 4000K = 4

W white = 05
S black = 06
AE aluminium anodized = 08

