



Model : F240LH

# Linear Highbay

## Physical

**Trim finish** White  
**Mounting type**  
 Surface mounted,  
 Suspended

## Electrical

**Voltage**  
 AC 220-240, 50/60 Hz  
**Control** Non-dimmable,  
 1-10V, DALI







## Optical

**Beam angle** 20°, 30°,  
 60°, 90°  
**CCT** 3000, 4000, 5000,  
 5700K  
**CRI** 80  
**UGR** > 19  
**Efficiency** 130lm/W

## Certification

**Warranty** 3 years  
**Category** IP20  
 AS/NZS 60598.2.1  
 TM21 report on request

## Product Specification

SKU	Wattage	Lumen Output (4000K)	Dimensions LxWxH mm	Technical Drawing	
F80LH	80W	10400lm	605 x 104 x 92		
F150LH	150W	19500lm	898 x 104 x 92		
F180LH	180W	23400lm	1192 x 104 x 92		
F240LH	240W	31200lm	1486 x 104 x 92	