

/ creative light /
TYKE

CUSTOM TC35

TC35 is a versatile linear profile that can surface mounted or suspended to create multiple shapes and endless lines of light.

TECHNICAL FEATURES

Optics Opal

Light Distribution Direct

Light Source Samsung LED

Mechanically linkable for continuous runs

Luminaire Efficacy 80-90 lm/W

Colour Rendering Index min. 80

Chromaticity Tolerance (initial MacAdam) 3

Rated Median Useful Life* 50000h L70 at 25°C

Ballast Meanwell (5 Year Warranty)

CUSTOM FEATURES

Cutting Every 50mm

Mounting Surface/Suspended

Corner Joints for continuous wall/ceiling applications

Structure Flexible

Power 9.6W/m-17W/m





Correlated Colour Temperature*

2700-6000k/RGB/RGBW

Dimming 0-10v/DMX512/DALI

Maintenance Category IP20/IP65

Colours White, Black, Anodised Aluminium, Custom

	Mounting Clip Metal
	Mounting Clip Plastic
	End Cap
	Suspension Mount
	Ceiling Rose

